

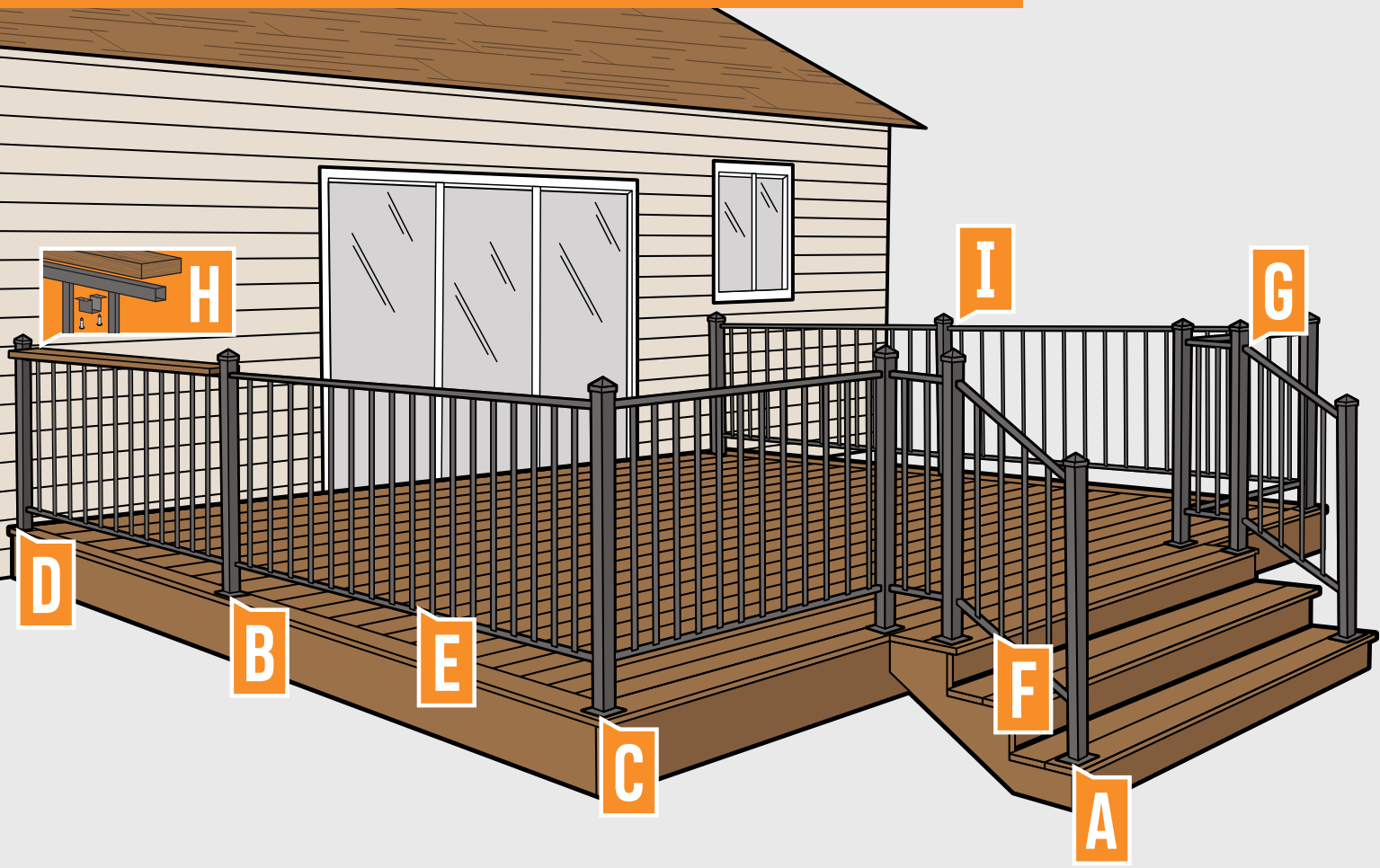
# CINCH<sup>®</sup>

## PRE-ASSEMBLED STEEL RAILING SYSTEM

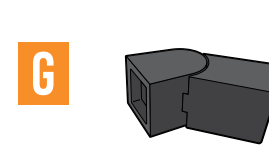


[WWW.CINCHRAILING.COM](http://WWW.CINCHRAILING.COM)

# POST & RAIL ORDERING GUIDE



## BRACKET & HARDWARE OPTIONS



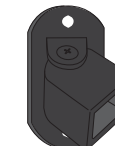
**BRACKET KIT FOR STAIR OR LEVEL ANGLE RAIL**  
4 brackets per kit



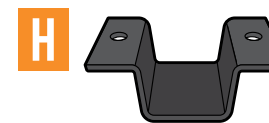
**HEAVY DUTY STAIR BRACKET KIT**  
4 brackets per kit




**HEAVY DUTY LEVEL BRACKET KIT**  
4 brackets per kit



**HEAVY DUTY LEVEL ANGLE BRACKET KIT**  
4 brackets per kit



**TOP CAP FLUSH BRACKET KIT**  
4 brackets per kit



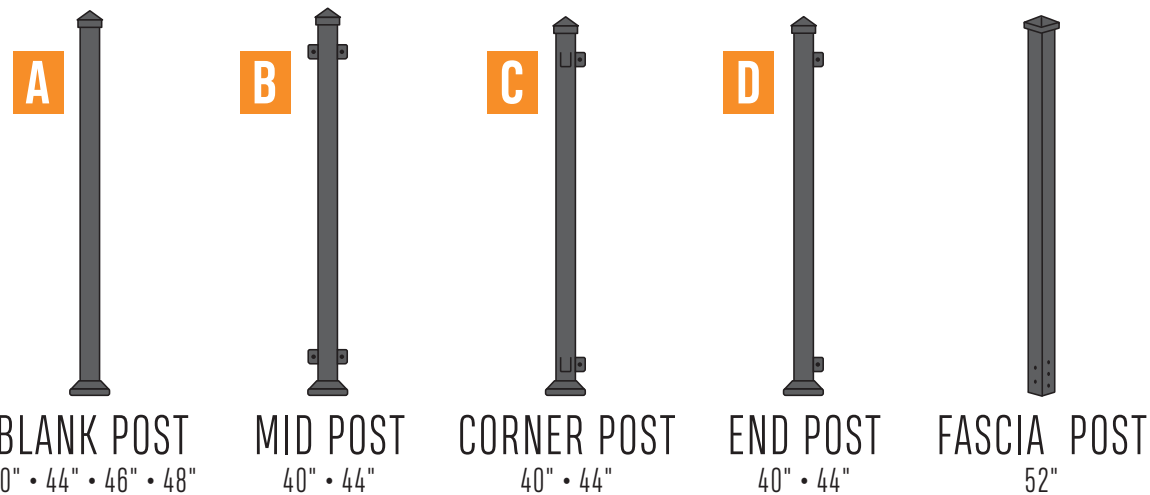
**FASCIA POST BRACKET KIT**  
2 brackets per kit



More images of installed Cinch Railing can be found at [cinchrailing.com/gallery](http://cinchrailing.com/gallery)

## POST OPTIONS

Available in 2" x 2" and 3" x 3" sizes with a range of heights to fit your needs. Factory welded level brackets for quick and easy install. Post cap, Post Skirt included. Fasteners to attach railing included with pre-welded bracketed posts. Hardware to attach post to deck or concrete not included.



**BLANK POST**  
40" • 44" • 46" • 48"

**MID POST**  
40" • 44"

**CORNER POST**  
40" • 44"

**END POST**  
40" • 44"

**FASCIA POST**  
52"

only available in 2" x 2" brackets not included

## FINISHES



Triple Coat Satin Black



Hammered Bronze

## PANEL OPTIONS

Factory assembled and finished for easy installation.



**LEVEL RAIL PANEL** ▲  
34" Height – 6' • 8' • 10' Lengths  
40" Height – 6' • 8' Lengths




**STAIR RAIL PANEL** ▶  
34" Height – 6' • 8' Lengths  
40" Height – 8' Length

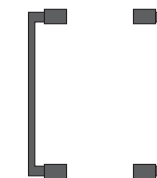
- Factory welded Rail Panels have a top and bottom rail size of 1" and are 15 gauge steel with 5/8" 18 gauge balusters
- Post are 14 gauge steel

## GATE OPTIONS

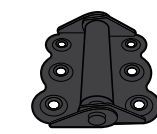
Pre-assembled gates or kits to create custom widths.



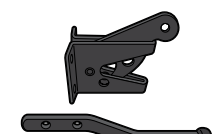
**PREASSEMBLED GATE**  
34 1/2" Wide • 34" High  
34 1/2" Wide • 40" High



**CUSTOM SIZE GATE KIT**  
34" • 40" Heights  
Requires Rail Panel Sold Separately  
2 gates ends per kit



2 hinges per kit  
**GATE HINGE**



**GATE LATCH**

## POSTS

DESCRIPTION	SATIN BLACK	BRONZE
2" x 2" x 44" Mid Post Assembly for 42" Rail with 2" bottom space	30002	30217
2" x 2" x 44" End Post Assembly for 42" Rail with 2" bottom space	30019	30224
2" x 2" x 44" Corner Post Assembly for 42" Rail with 2" bottom space	30026	30231
2" x 2" x 40" Mid Post Assembly for 38" Rail with 4" bottom space	30033	30248
2" x 2" x 40" End Post Assembly for 38" Rail with 4" bottom space	30040	30255
2" x 2" x 40" Corner Post Assembly for 38" Rail with 4" bottom space	30057	30262
2" x 2" x 40" Blank Post Assembly for 38" Rail – Brackets sold separately	30064	30279
2" x 2" x 44" Blank Post Assembly for 42" Rail – Brackets sold separately	30071	30286
2" x 2" x 46" Blank Post Assembly – Brackets sold separately	30088	30293
2" x 2" x 48" Blank Post Assembly – Brackets sold separately	30095	30309
2" x 2" x 52" Fascia Mount Post – Brackets sold separately	30101	30316
3" x 3" x 44" Mid Post Assembly for 42" Rail with 2" bottom space	30118	30323
3" x 3" x 44" End Post Assembly for 42" Rail with 2" bottom space	30125	30330
3" x 3" x 44" Corner Post Assembly for 42" Rail with 2" bottom space	30132	30347
3" x 3" x 40" Mid Post Assembly for 38" Rail with 4" bottom space	30149	30354
3" x 3" x 40" Corner Post Assembly for 38" Rail with 4" bottom space	30156	30361
3" x 3" x 40" End Post Assembly for 38" Rail with 4" bottom space	30163	30378
3" x 3" x 40" Blank Post Assembly for 36" - 38" Rail – Brackets sold separately	30170	30385
3" x 3" x 44" Blank Post Assembly for 42" Rail – Brackets sold separately	30187	30392
3" x 3" x 46" Blank Post Assembly for 36" - 44" Rail – Brackets sold separately	30194	30408
3" x 3" x 48" Blank Post Assembly – Brackets sold separately	30200	30415

## PANELS

DESCRIPTION	SATIN BLACK	BRONZE
6'x34" Level Rail Panel – Square Baluster	30422	30507
8'x34" Level Rail Panel – Square Baluster	30439	30514
10'x34" Level Rail Panel – Square Baluster	30446	30521
6'x34" Stair Rail Panel – Square Baluster	30453	30538
8'x34" Stair Rail Panel – Square Baluster	30460	30545
6'x40" Level Rail Panel – Square Baluster	30477	30552
8'x40" Level Rail Panel – Square Baluster	30484	30569
8'x40" Stair Rail Panel – Square Baluster	30491	30576

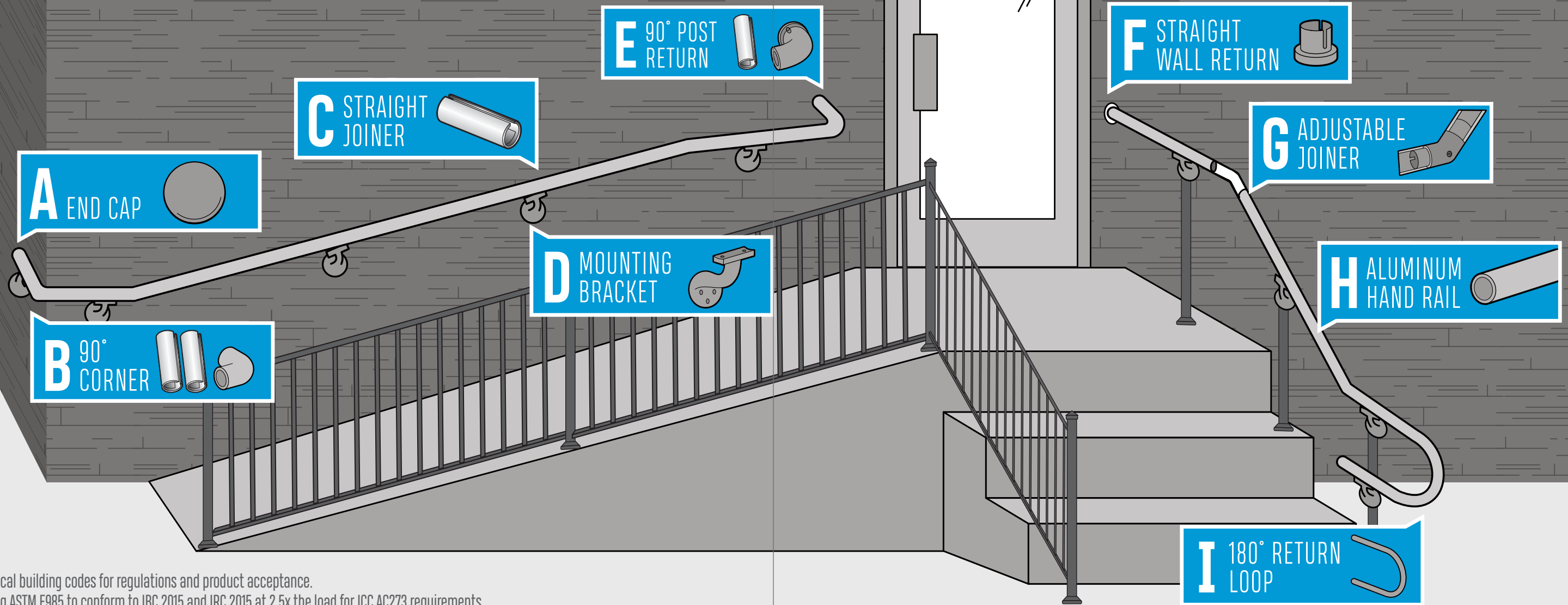
## GATES

DESCRIPTION	SATIN BLACK	BRONZE
Gate, assembled for 38" rail – 36" finished opening	30811	30859
Gate, assembled for 42" rail – 36" finished opening	30828	30866
Gate Kit (ends) for 38" rail – Custom Width – Purchase Rail Panel Separately (2 gate ends per set)	30835	30873
Gate Kit (ends) for 42" rail – Custom Width – Purchase Rail Panel Separately (2 gate ends per set)	30842	30880
Compact Butterfly Hinge Kit Pair – BLACK ALUMINUM – (set of 2)	30897	–
Gravity Latch – BLACK STEEL	30903	–

## BRACKETS

DESCRIPTION	SATIN BLACK	BRONZE
Bracket Kit for Stair or Level Angle Rail – (set of 4)	30590	30620
Fascia Post Bracket Kit – mounting hardware not included – (set of 2)	30606	30637
Top Cap Flush Bracket Kit (set of 4)	30699	30705
Heavy Duty Level Bracket kit (set of 4)	30644	30668
Heavy Duty Stair Bracket kit (set of 4)	30651	30675
Heavy duty Level Angle Bracket kit (Set of 4)	34520	34537

Factory assembled and finished rail sections for quick and easy DIY installation



NOTE: Consult local building codes for regulations and product acceptance.  
Approved Testing ASTM E985 to conform to IBC 2015 and IRC 2015 at 2.5x the load for ICC AC273 requirements.

- A** Seal ends of rails for a finished look.
- B** No miter cuts needed with the 90° corner. No Miter cuts.
- C** To connect hand rail lineals, internal joiners give a solid and smooth connection.
- D** Sturdy brackets provide support for rails on walls or posts.
- E** Terminate a rail at any wall or post with a 90° post return.
- F** End your railing at a post or wall with a straight wall return.
- G** Create an angle of 0-90 deg with our external adjustable joiner.
- H** 1½" Diameter rails are available in three lengths – 80" • 104" • 120"
- I** Return railing back past post with the 180° return loop.

## AVAILABLE FINISHES



Triple Coat Satin Black



Hammered Bronze

## DESCRIPTION

1½" x 80" Aluminum Lineal	00112	00228
1½" x 104" Aluminum Lineal	00129	00235
1½" x 120" Aluminum Lineal	00136	00259
180° Return Loop	00143	00273
Mounting Bracket	00150	00310
90° Post Return – joiner included	00167	00440
Straight Wall Return	00174	00457
External Adjustable Joiner	00181	00464
90° Corner includes – includes 2 joiners	00198	00471
End Cap	00204	00488
Internal Straight Joiner (no color)		

## SATIN BLACK

## BRONZE

# LIMITED WARRANTY



CINCH Products warrants that the steel railing product, CINCH, will be free from defects in material and workmanship, when installed at single-family residential properties only, for a fifteen (15) year period. For any other type of building or property, including those owned or occupied by corporate, public, civic and religious groups such as corporations, governmental agencies, partnerships, trusts, churches and other religious organizations, schools, condominiums, homeowner associations, cooperative housing arrangements and apartment buildings, a limited warranty covers a ten (10) year period. Warranties are not transferrable.

Manufacturing defects, including defects in material and workmanship such as cracking, blistering, peeling, corrosion or abnormal fading under normal weather and atmospheric conditions are covered under this warranty. (Since all products experience some degree of fading over time after exposure to outdoor conditions, abnormal fading is considered to be a variation exceeding Delta 5 on the Delta E color measurement scale. Degrees of fading will vary depending on geographic location, air pollution, UV and salt exposure, as well as other factors.)

Not covered under this warranty are damages resulting from misuse, improper storage, handling, or installation, impact of foreign objects, fire, earthquake, tornado, flood, hurricane, lightning, hail, high winds or other casualties or acts of God. Damage resulting from movements, distortion, collapse or settling of ground or structure on which the railing is installed is not covered, nor is weathering or discoloration due to UV or temperature, pollutants and chemicals, staining from foreign substances, or exposure to salt water in the absence of proper care and maintenance. Product installed within 1 mile or less from a saltwater coastline is limited to coverage for 1 year from the date of purchase. Additionally, other steel or metal products that are not manufactured under the CINCH name or that are not manufactured for specific use in railing applications are not covered by this limited warranty.

This limited warranty is valid beginning on the date of purchase. CINCH Products will pay for reasonable documented labor charges incurred within the first two (2) years from purchase for the removal of defective or non-conforming product and reinstallation of new CINCH product. Beyond those restrictions, this limited warranty does not cover costs of removal or disposal of product or reinstallation of replacement product. Should you consider your CINCH product defective under warranty, send an email to [warranties@cinchrailing.com](mailto:warranties@cinchrailing.com). Written notice must be received within thirty (30) days of discovering the defect and you must show original proof of purchase receipt. Other documentation such as pictures and/or samples of the defective product will be required. In the event the product is determined to have a manufacturer defect in material or workmanship, the product will be replaced with new product or equivalent substitute comparable in quality or price range.

CINCH Products reserves the right to discontinue or modify any of its products without notice. CINCH Products does not warrant any replacement products to be an identical match to the original product, as normal weathering and aging of the original product is unavoidable and will result in a variant from the original finish of replacement product.

To activate this warranty, mail the completed registration card to CINCH Product at the address below. Registration cards can be downloaded or filled out on the website at [cinchrailing.com](http://cinchrailing.com). Registration must be completed within thirty (30) days from the date of purchase for the warranty to be valid.

Except as expressly set forth in the warranty, CINCH PRODUCTS HEREBY EXPRESSLY DISCLAIMS ANY REPRESENTATION, WARRANTY OR TO MAKE ANY GUARANTEE OR OTHER ASSURANCE OF ANY KIND, EXPRESS OR IMPLIED, ORAL OR WRITTEN, STATUTORY OR OTHERWISE, RELATING TO THE PRODUCT, AND DOES NOT AUTHORIZE ANY OTHER PERSON OR AGENT TO MAKE ANY OTHER EXPRESS WARRANTIES. STATE LAW WILL DETERMINE THE PERIOD OF TIME FOLLOWING THE SALE THAT YOU MAY SEEK A REMEDY UNDER THE IMPLIED WARRANTY OF MERCHANTABILITY OF FITNESS FOR A PARTICULAR PURPOSE. THIS WARRANTY PROVIDES SPECIFIC LEGAL RIGHTS AND YOU MAY HAVE OTHER RIGHTS, WHICH VARY BY STATE.

THE REMEDIES DESCRIBED ABOVE ARE YOUR SOLE AND EXCLUSIVE REMEDIES, AND UNDER NO CIRCUMSTANCES SHALL CINCH PRODUCTS'S LIABILITY EXCEED THE ACTUAL AMOUNT PAID BY YOU FOR THE DEFECTIVE PRODUCT, NOR SHALL CINCH PRODUCTS BE LIABLE FOR ANY CONSEQUENTIAL, SPECIAL, OR INCIDENTAL DAMAGES ARISING OUT OF OR CONNECTED WITH THE PURCHASE OF OR THE USE OF THIS PRODUCT FOR ANY BREACH OF WARRANTY.

THIS WARRANTY IS APPLICABLE ONLY IN THE UNITED STATES.

Warranty cards can be mailed to:  
CINCH Products  
3216 E. Camelback Road #207  
Phoenix, AZ 85018